




Cub Scout Sports: Physical Fitness



REQUIREMENTS

Tiger Cubs, Cub Scouts, and Webelos Scouts may complete requirements in a family, den, pack, school, or community environment. Tiger Cubs must work with their parents or adult partners. Parents and partners do not earn loops or pins.

Belt Loop

Complete these three requirements:

- _____ 1. Give a short report to your den or family on the dangers of drugs and alcohol.
- _____ 2. Practice finding your pulse and counting your heartbeats per minute. Determine your target heart rate.
- _____ 3. Practice five physical fitness skills regularly. Improve performance in each skill over a month. Skills could include pull-ups, sit-ups, the standing long jump, the 50-yard dash, and the softball throw.

Sports Pin

Earn the Physical Fitness belt loop and complete five of the following requirements:

- _____ 1. Choose a form of exercise, bring your heart rate up to target, and keep it there for 15 minutes. Remember to warm up and cool down slowly.

- _____ 2. Set up a four-step exercise program. Chart your progress for five days a week for two weeks.
- _____ 3. Explain the reason for warming up and cooling down before and after each exercise session.
- _____ 4. Visit a local gym and talk to a trainer about exercises and programs for young people.
- _____ 5. Participate in some aerobic exercises at least three times a week for four weeks.
- _____ 6. Build an obstacle course that could include some exercises with jumping, crawling, and hurdles. Time yourself three times to see whether you can improve your time.
- _____ 7. Swim for a total of an hour over several practice periods, charting your time as you go.
- _____ 8. Participate for at least three months in an organized team sport or organized athletic activity.