




# Cub Scout Academics: Geography



## REQUIREMENTS

Tiger Cubs, Cub Scouts, and Webelos Scouts may complete requirements in a family, den, pack, school, or community environment. Tiger Cubs must work with their parents or adult partners. Parents and partners do not earn loops or pins.

### Belt Loop

Complete these three requirements:

- \_\_\_\_\_ 1. Draw a map of your neighborhood. Show natural and artificial features. Include a key or legend of map symbols.
- \_\_\_\_\_ 2. Learn about the physical geography of your community. Identify the major landforms within 100 miles. Discuss with an adult what you learned.
- \_\_\_\_\_ 3. Use a world globe or map to locate the continents, the oceans, the equator, and the northern and southern hemispheres. Learn how longitude and latitude lines are used to locate a site.

### Academics Pin

Earn the Geography belt loop and complete five of the following requirements:

- \_\_\_\_\_ 1. Make a 3-D model of an imaginary place. Include five different landforms, such as mountains, valleys, lakes, rivers, plateaus, and plains.
- \_\_\_\_\_ 2. List 10 cities around the world. Calculate the time it is in each city when it is noon in your town.
- \_\_\_\_\_ 3. Find the company's location on the wrapper or label of 10 products used in your home, such

as food, clothing, toys, and appliances. Use a world map or atlas to find each location.

- \_\_\_\_\_ 4. On a map, trace the routes of some famous explorers. Show the map to your den or family.
- \_\_\_\_\_ 5. On a United States or world map, mark where your family members and ancestors were born.
- \_\_\_\_\_ 6. Keep a map record of the travels of your favorite professional sports team for one month.
- \_\_\_\_\_ 7. Choose one: (a) Read a book in which geography plays an important part; (b) On a Web site with satellite views of Earth, identify at least five locations, including your home address or a nearby building. Be sure you have your parent's or adult partner's permission first.
- \_\_\_\_\_ 8. Take part in a geography bee or fair in your pack, school, or community.
- \_\_\_\_\_ 9. Choose a country and make a travel poster for it.
- \_\_\_\_\_ 10. Play a geography-based board game or computer game. Tell an adult some facts you learned about a place that was part of the game.
- \_\_\_\_\_ 11. Draw or make a map of your state. Include rivers, mountain ranges, state parks, and cities. Include a key or legend of map symbols.